

# LGC690 Datasheet

LOW-PRESSURE HYDRAULIC REDUCING REGULATOR



Gas  
  Liquid  
  Diaphragm  
  Piston  
  Self-Venting  
  Non-Venting  
 Max Inlet: 414 bar (6,000 psi)  
 Max Outlet: 20 bar (290 psi)  
 Cv 0.3



## INTRODUCING THE LGC690...

The LGC690 is a piston-sensed low-pressure hydraulic reducing regulator. It provides accurate control on Logic Control Systems used on Wellhead Control Panels where low deadband and repeatable pressure control is critical.

With a balanced main valve as standard, the LGC690 offers an easy to service main valve cartridge assembly and self-venting via its captured port.

## SPECIFICATION

Max. Rated Inlet Pressure	414 bar (6,000 psi)
Outlet Ranges	Up to 20 bar (290 psi)
Design Proof Pressure	150% max. working pressure
Seat Leakage	In accordance with ANSI/FCI 70-3
Weight	3.5kg

*Note:* Pressure regulator rating may be limited by connection type, Cv and/or seat material. Contact the office for specific pressure requirements.

## STANDARD MATERIALS OF CONSTRUCTION

PART	MATERIALS
Body and Bonnet	ASTM A479 316/316L Stainless Steel (UNS S31600/S31603) <i>Approx. Temperatures: -196°C to 538°C</i>
Main Valve Pin	ASTM A479 316/316L Stainless Steel Ceramic (Zirconia) <i>Approx. Temperatures: 38°C to 800°C</i>
Seat	PEEK™ (450G) <i>Approx. Temperatures: -50°C to 204°C</i>
Valve Spring	ASTM A479 S42 Stainless Steel (UNS S43100) <i>Approx. Temperatures: -196°C to 538°C</i>
Piston	ASTM A479 316/316L Stainless Steel
Handwheel	Nylon
O-Rings	NBR N70 (Nitrile Buna N) <i>Approx. Temperatures: -30°C to 120°C</i> FKM/FPM (Viton) <i>Approx. Temperatures: -20°C to 200°C</i>
Loading Spring	ASTM A240 301 Stainless Steel (UNS S30100) <i>Approx. Temperatures: -29°C to 370°C</i>
Filter	40 Microns

For the full list of material temperature ranges, please visit [www.pressure-tech.com](http://www.pressure-tech.com).

*Note:* Temperature details are provided as nominal values for guidance purposes only. No warranty is made, expressed or implied. Contact the office for specific temperature requirements.

## FEATURES AND BENEFITS

### 1 40 MICRON INLET FILTER

First stage soft seat protection from system contamination.

### 2 PISTON SENSING ELEMENT

Perfect for use in challenging conditions.

### 3 SEGREGATED CAPTURED VENT

Prevents deterioration to loading mechanism and allows media to be piped off to return tank.

### 4 EASY ACCESS TO SEAT CARTRIDGE

Simplified servicing through base of regulator.

Product availability and specifications contained herein are subject to change without notice. Consult local distributor or factory for potential revisions and/or service related issues. Pressure Tech Ltd support with product selection recommendations only - it is the users responsibility to ensure the product is suitable for their specific application requirements.



DESIGNED AND BUILT IN THE UK

#### PRESSURE TECH LTD

Unit 24, Graphite Way, Hadfield, Glossop, Derbyshire, UK, SK13 1QH

T +44 (0)1457 899 307

E [sales@pressure-tech.com](mailto:sales@pressure-tech.com)

W [www.pressure-tech.com](http://www.pressure-tech.com)

230721

PAGE:  
1 OF 4

# LGC690 Datasheet

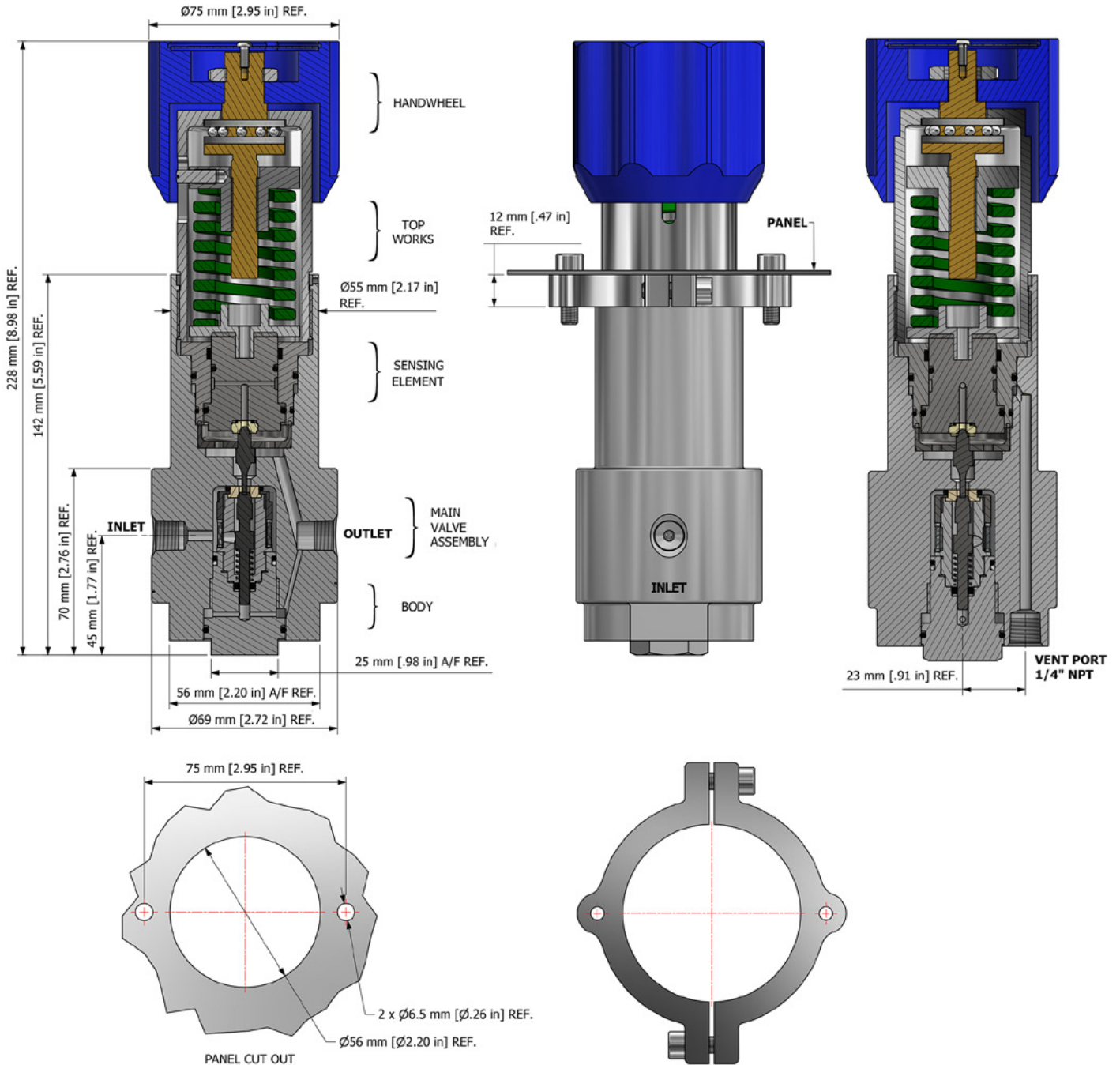
LOW-PRESSURE HYDRAULIC REDUCING REGULATOR

**PRESSURE TECH**

● Gas ● Liquid | ● Diaphragm ● Piston | ● Self-Venting ● Non-Venting | Max Inlet: 414 bar (6,000 psi) | Max Outlet: 20 bar (290 psi) | Cv 0.3

## DRAWINGS AND INSTALLATION DIMENSIONS

Dimensions shown for 1/4" NPT option - please contact the office for additional connection options.



**Note:**

All gauge ports are 1/4" NPT as standard.

PT-C-061-005-RING (STAINLESS STEEL)  
PT-C-061-005-001-RING (ALUMINIUM)  
PANEL MOUNT RING

Product availability and specifications contained herein are subject to change without notice. Consult local distributor or factory for potential revisions and/or service related issues. Pressure Tech Ltd support with product selection recommendations only - it is the users responsibility to ensure the product is suitable for their specific application requirements.



DESIGNED AND BUILT IN THE UK

**PRESSURE TECH LTD**

Unit 24, Graphite Way, Hadfield, Glossop, Derbyshire, UK, SK13 1QH  
T +44 (0)1457 899 307  
E sales@pressure-tech.com  
W www.pressure-tech.com

230721

PAGE:  
2 OF 4

# LGC690 Datasheet

LOW-PRESSURE HYDRAULIC REDUCING REGULATOR

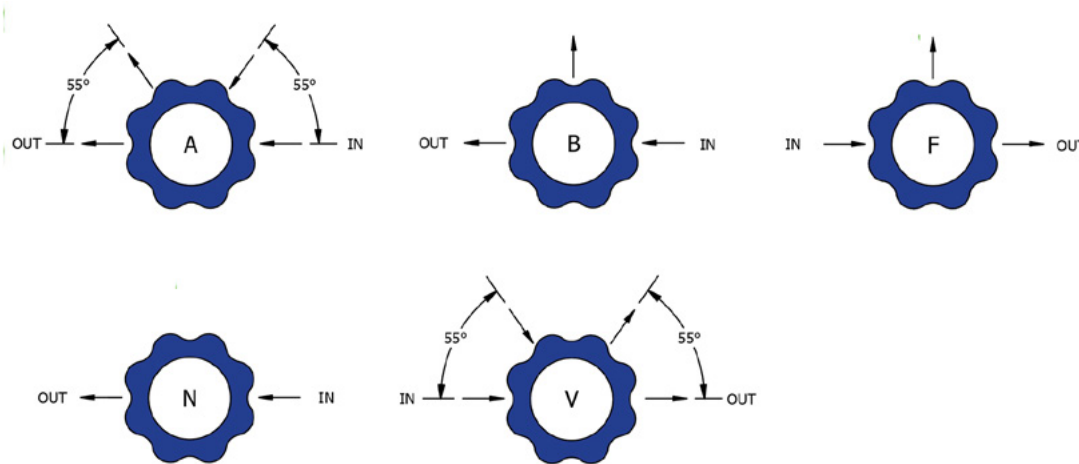


● Gas ● Liquid | ● Diaphragm ● Piston | ● Self-Venting ● Non-Venting | Max Inlet: 414 bar (6,000 psi) | Max Outlet: 20 bar (290 psi) | Cv 0.3

## FLOW CURVE

Please contact the office for further information.

## PORTING CONFIGURATIONS



### Note:

Additional porting configurations are available - please contact the office for further information.

Product availability and specifications contained herein are subject to change without notice. Consult local distributor or factory for potential revisions and/or service related issues. Pressure Tech Ltd support with product selection recommendations only - it is the users responsibility to ensure the product is suitable for their specific application requirements.



DESIGNED AND BUILT IN THE UK

### PRESSURE TECH LTD

Unit 24, Graphite Way, Hadfield, Glossop, Derbyshire, UK, SK13 1QH

T +44 (0)1457 899 307

E sales@pressure-tech.com

W www.pressure-tech.com

230721

PAGE:  
3 OF 4

# LGC690 Datasheet

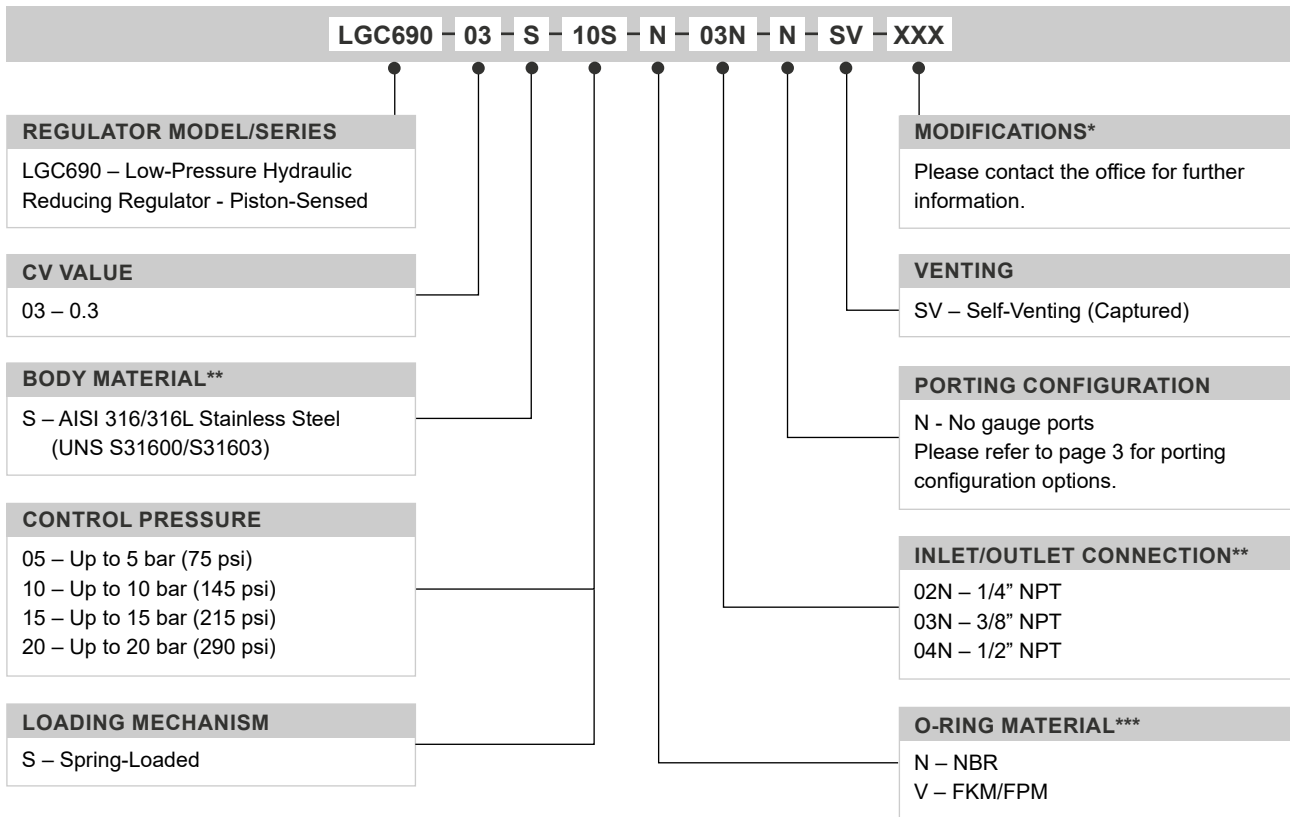
LOW-PRESSURE HYDRAULIC REDUCING REGULATOR



Gas  
  Liquid  
  Diaphragm  
  Piston  
  Self-Venting  
  Non-Venting  
 Max Inlet: 414 bar (6,000 psi)  
 Max Outlet: 20 bar (290 psi)  
 Cv 0.3

## ORDERING INFORMATION

To build a Pressure Tech part number, simply combine the characters identified below in sequence:



OPTIONAL EXTRAS		
	PART NUMBER	DESCRIPTION
Service Kit	SRK-LGC690...	Various options available
Panel Mounting Ring	PT-C-061-005-RING	Stainless Steel panel mount ring
Panel Mounting Ring	PT-C-061-005-001-RING	Aluminium panel mount ring

*Note:* Ancillary equipment also available.

\* Where applicable

\*\* Other connections/materials may be available - please contact the office

Product availability and specifications contained herein are subject to change without notice. Consult local distributor or factory for potential revisions and/or service related issues. Pressure Tech Ltd support with product selection recommendations only - it is the users responsibility to ensure the product is suitable for their specific application requirements.



DESIGNED AND BUILT IN THE UK

**PRESSURE TECH LTD**  
 Unit 24, Graphite Way, Hadfield, Glossop, Derbyshire, UK, SK13 1QH  
 T +44 (0)1457 899 307  
 E sales@pressure-tech.com  
 W www.pressure-tech.com

230721

PAGE:  
4 OF 4