

ACS310 Datasheet

AUTO-CHANGEOVER SYSTEM



● Gas ● Liquid | ● Diaphragm ● Piston | ● Self-Venting ● Non-Venting | Max Inlet: 300 bar (4,350 psi) | Max Outlet: 20 bar (290 psi) | Cv 0.06



INTRODUCING THE ACS310...

The ACS310 auto-changeover system provides a continual supply of gas, ideal for applications such as in medical or laboratory processes where a continual supply of gas is essential.

Upon depletion of one bank, the other automatically cuts in. A quick switch of the lever ensures the supply is reset to its original value. An optional second stage regulator prevents fluctuations in supply pressure.

The ACS310 incorporates the LF310 regulator with a solid disk type main valve assembly - further details may be found on the LF310 datasheet. It is also supplied as standard with two flexible inlet connection hoses (1/4" NPT connection and 1 metre length).

SPECIFICATION

Max. Rated Inlet Pressure	300 bar (4,350 psi)
Outlet Ranges	Up to 20 bar (290 psi)
Design Proof Pressure	150% max. working pressure
Seat Leakage	In accordance with ANSI/FCI 70-3
Weight	7.2kg (15.8lbs)

FEATURES AND BENEFITS

1 IDEAL FOR MEDICAL OR LABORATORY APPLICATIONS

Ensures a constant supply of gas.

2 USER-FRIENDLY DESIGN

Easy to read pressure indication of bottles in-service.

3 OPTIONAL SECOND STAGE REGULATOR

To prevent fluctuations in supply pressure.

4 STAND-ALONE OR WALL-MOUNTABLE

To suit customer's application requirements.

STANDARD MATERIALS OF CONSTRUCTION

PART	MATERIALS
Body and Bonnet	ASTM A479 316/316L Stainless Steel (UNS S31600/S31603)
Main Valve Pin	ASTM A479 316/316L Stainless Steel
Soft Seat	PCTFE (Kel-F)
Valve Spring	Inconel® X750 (UNS N07750)
Diaphragm	Inconel® X750
Handwheel	Nylon
O-Rings	FKM/FPM (Viton)
Loading Spring	ASTM A240 301 Stainless Steel (UNS S30100)
Filter	40 Microns

Note: Pressure regulator rating may be limited by connection type, Cv and/or seat material. Contact the office for specific pressure or temperature requirements.

Product availability and specifications contained herein are subject to change without notice. Consult local distributor or factory for potential revisions and/or service related issues. Pressure Tech Ltd support with product selection recommendations only - it is the users responsibility to ensure the product is suitable for their specific application requirements.



PRESSURE TECH LTD

Unit 24, Graphite Way, Hadfield, Glossop, Derbyshire, UK, SK13 1QH
T +44 (0)1457 899 307
E sales@pressure-tech.com
W www.pressure-tech.com

DESIGNED, MANUFACTURED AND BUILT IN THE UK

040324

PAGE:
1 OF 4

ACS310 Datasheet

AUTO-CHANGEOVER SYSTEM

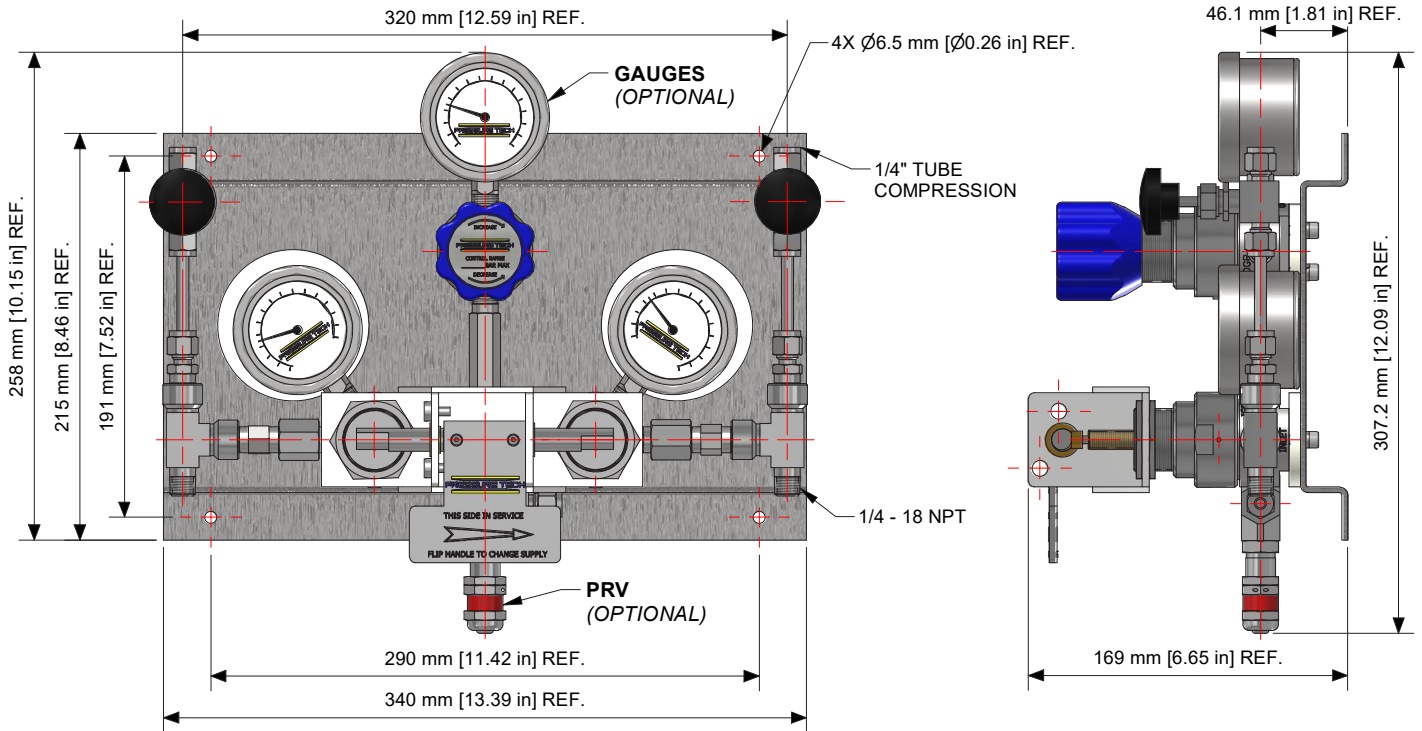


Gas
 Liquid
 Diaphragm
 Piston
 Self-Venting
 Non-Venting
 Max Inlet: 300 bar (4,350 psi)
 Max Outlet: 20 bar (290 psi)
 Cv 0.06

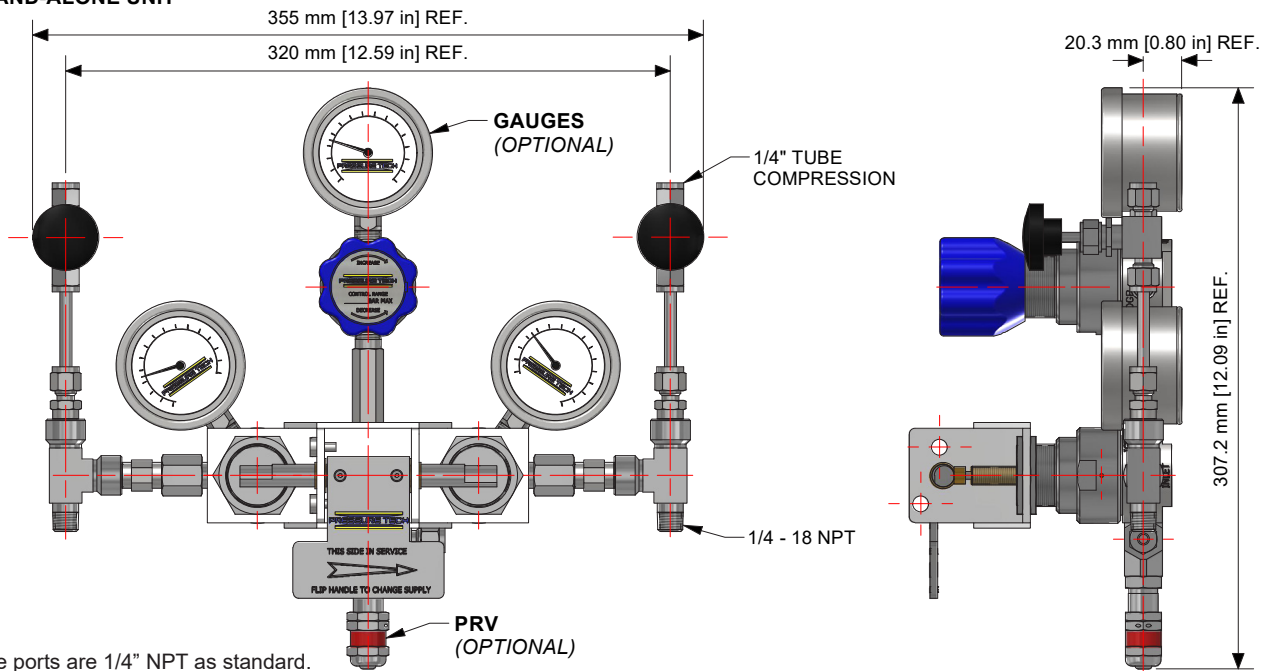
DRAWINGS AND INSTALLATION DIMENSIONS

Dimensions shown for standard configurations only - please contact the office for other options.

OPTION 2 - FITTED ONTO WALL BRACKET



OPTION 1 - STAND-ALONE UNIT



Note: All gauge ports are 1/4" NPT as standard.

Product availability and specifications contained herein are subject to change without notice. Consult local distributor or factory for potential revisions and/or service related issues. Pressure Tech Ltd support with product selection recommendations only - it is the users responsibility to ensure the product is suitable for their specific application requirements.



PRESSURE TECH LTD
 Unit 24, Graphite Way, Hadfield, Glossop, Derbyshire, UK, SK13 1QH
 T +44 (0)1457 899 307
 E sales@pressure-tech.com
 W www.pressure-tech.com

040324

PAGE: 2 OF 4

DESIGNED, MANUFACTURED AND BUILT IN THE UK

ACS310 Datasheet

AUTO-CHANGEOVER SYSTEM



Gas Liquid | Diaphragm Piston | Self-Venting Non-Venting | Max Inlet: 300 bar (4,350 psi) | Max Outlet: 20 bar (290 psi) | Cv 0.06

FLOW CURVE

Please contact the office for further information.

Product availability and specifications contained herein are subject to change without notice. Consult local distributor or factory for potential revisions and/or service related issues.
Pressure Tech Ltd support with product selection recommendations only - it is the users responsibility to ensure the product is suitable for their specific application requirements.



PRESSURE TECH LTD

Unit 24, Graphite Way, Hadfield, Glossop, Derbyshire, UK, SK13 1QH
T +44 (0)1457 899 307
E sales@pressure-tech.com
W www.pressure-tech.com

DESIGNED, MANUFACTURED AND BUILT IN THE UK

040324

PAGE:
3 OF 4

ACS310 Datasheet

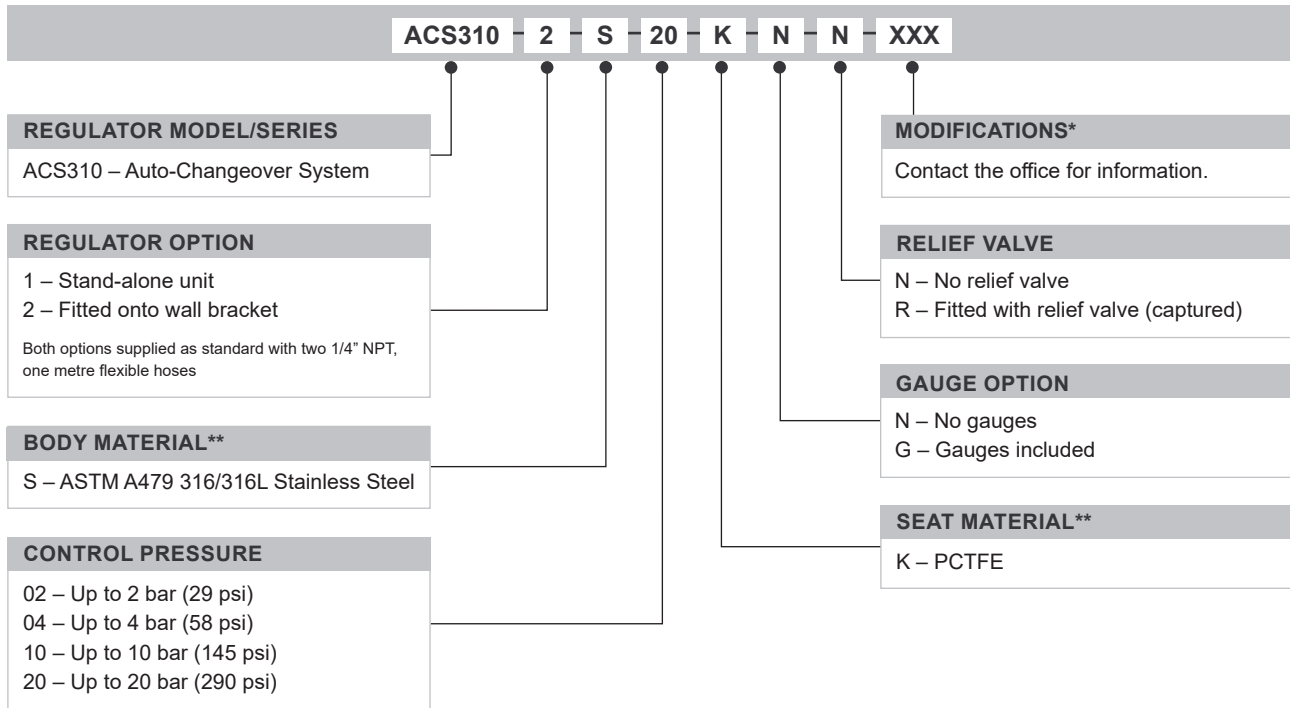
AUTO-CHANGEOVER SYSTEM



Gas
 Liquid
 Diaphragm
 Piston
 Self-Venting
 Non-Venting
 Max Inlet: 300 bar (4,350 psi)
 Max Outlet: 20 bar (290 psi)
 Cv 0.06

ORDERING INFORMATION

To build a Pressure Tech part number, simply combine the characters identified below in sequence:



OPTIONAL EXTRAS		
	PART NUMBER	DESCRIPTION
Service Kit	SRK-ACS310...	Various options available

Note: Ancillary equipment also available

TRADEMARKS: Inconel® is a registered trademark of Inco Alloys International

* Where applicable

** Other materials/connections may be available

Product availability and specifications contained herein are subject to change without notice. Consult local distributor or factory for potential revisions and/or service related issues. Pressure Tech Ltd support with product selection recommendations only - it is the users responsibility to ensure the product is suitable for their specific application requirements.



PRESSURE TECH LTD

Unit 24, Graphite Way, Hadfield, Glossop, Derbyshire, UK, SK13 1QH
 T +44 (0)1457 899 307
 E sales@pressure-tech.com
 W www.pressure-tech.com

DESIGNED, MANUFACTURED AND BUILT IN THE UK

040324

PAGE:
4 OF 4