

DF1034 Datasheet

DUAL-FLOW PRESSURE REGULATOR

Gas Liq Diaph Piston Self-Venting Non-Venting
 Max Inlet: 1,380 bar (20,000 psi) Max Outlet: 1,380 bar (20,000 psi) Cv 1.5 (primary) Cv 0.06 (secondary)



INTRODUCING THE DF1034...

The DF1034 is a piston-sensed pressure regulator with an incorporated cascaded main valve feature for quick fill of umbilical lines and high pressure water glycol applications up to 1,380 bar (20,000 psi).

Its dual-flow main valve offers a high flow via its primary main valve with a high Cv of 1.5, and the ability to fine tune the control pressure via its secondary main valve with a lower Cv of 0.06.

The DF1034's design has been considered to decrease pressurisation time and, to ultimately, extend the life cycle of the regulator.

SPECIFICATION

Max. Rated Inlet Pressure	1,380 bar (20,000 psi)
Outlet Ranges	Up to 1,380 bar (20,000 psi)
Design Proof Pressure	150% max. working pressure
Seat Leakage	In accordance with ANSI/FCI 70-3
Weight	8.7kg (19.2lbs)

STANDARD MATERIALS OF CONSTRUCTION

PART	MATERIALS
Body and Bonnet	ASTM A564 17-4 PH Stainless Steel (UNS S17400)
Main Valve	Duplex (UNS S31803)
Seat	Ceramic (Zirconia)
Valve Spring	Inconel® X750 (UNS N07750) / Elgiloy® (UNS R30003)
Sensor	ASTM A479 316/316L Stainless Steel (UNS S31600/S31603)
O-Rings	FKM/FPM
Loading Spring	Elgiloy® (UNS R30003)

Note: Pressure regulator rating may be limited by connection type, Cv and/or seat material. Contact the office for specific pressure or temperature requirements.

FEATURES AND BENEFITS

1 DUAL-FLOW DESIGN

Cascaded dual-flow main valve for high flow via primary main valve. Fine tune control pressure via secondary main valve.

2 BALANCED MAIN VALVE

Primary main valve with Cv of 1.5 for rapid fill rates.

3 PISTON SENSING ELEMENT

Perfect for use in challenging conditions.

4 EASY ACCESS TO SEAT CARTRIDGE

Simplified servicing through the base of the regulator.

Product availability and specifications contained herein are subject to change without notice. Consult local distributor or factory for potential revisions and/or service related issues. Pressure Tech Ltd support with product selection recommendations only - it is the users responsibility to ensure the product is suitable for their specific application requirements.



PRESSURE TECH LTD

Unit 24, Graphite Way, Hadfield, Glossop, Derbyshire, UK, SK13 1QH

+44 (0)1457 899 307 | sales@pressure-tech.com | www.pressure-tech.com

DESIGNED, MANUFACTURED AND BUILT IN THE UK

© 2025 Pressure Tech Ltd. All Rights Reserved.

050225

PAGE:
1 OF 4

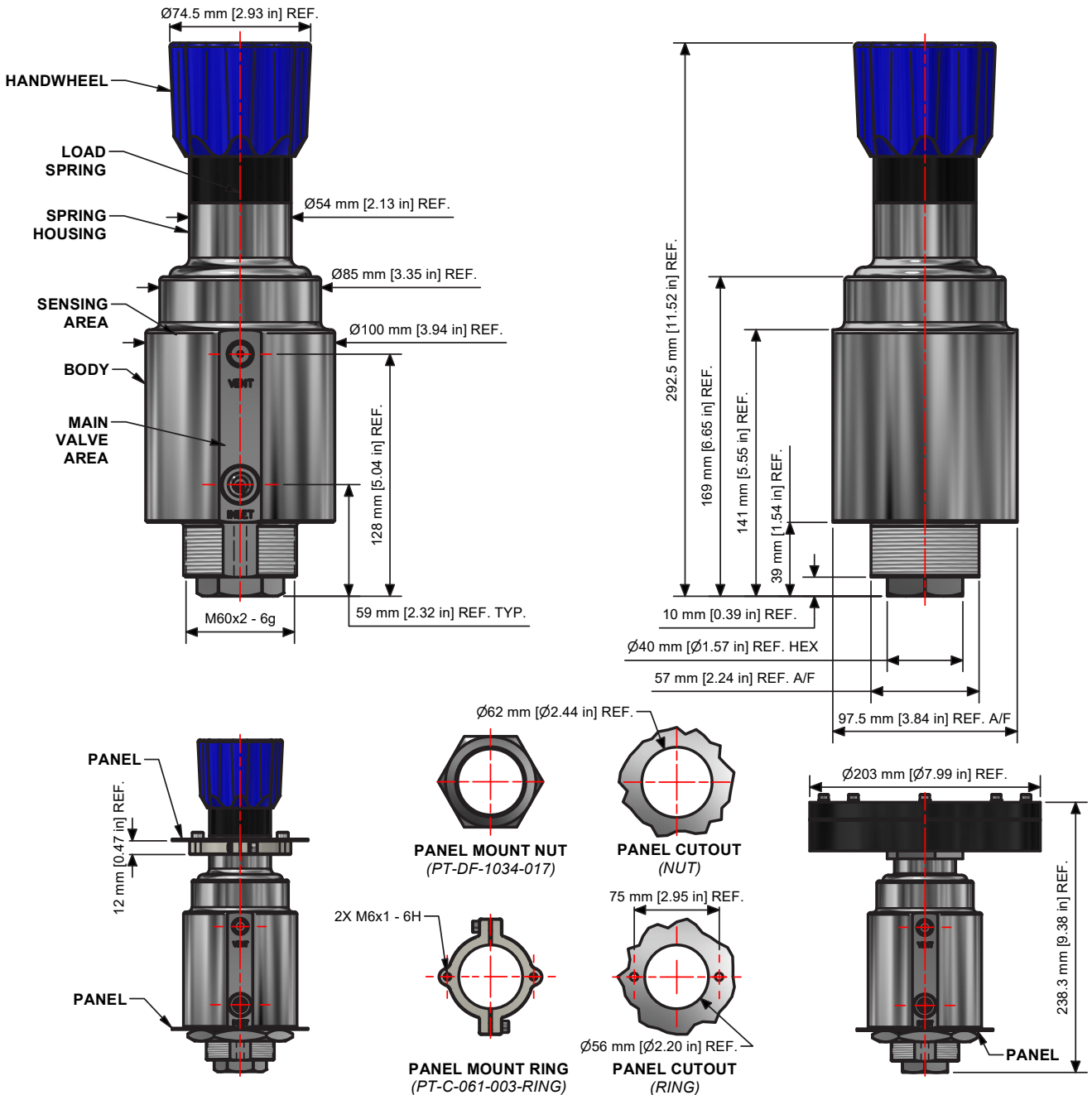
DF1034 Datasheet

DUAL-FLOW PRESSURE REGULATOR

Gas Liq Diaph Piston Self-Venting Non-Venting |
 Max Inlet: 1,380 bar (20,000 psi) | Max Outlet: 1,380 bar (20,000 psi) |
 Cv 1.5 (primary) | Cv 0.06 (secondary)

DRAWING AND INSTALLATION DIMENSIONS

Dimensions shown for standard configurations only – please contact the office for other options.



Product availability and specifications contained herein are subject to change without notice. Consult local distributor or factory for potential revisions and/or service related issues. Pressure Tech Ltd support with product selection recommendations only - it is the users responsibility to ensure the product is suitable for their specific application requirements.



PRESSURE TECH LTD

Unit 24, Graphite Way, Hadfield, Glossop, Derbyshire, UK, SK13 1QH

+44 (0)1457 899 307 | sales@pressure-tech.com | www.pressure-tech.com

DESIGNED, MANUFACTURED AND BUILT IN THE UK

© 2025 Pressure Tech Ltd. All Rights Reserved.

050225

PAGE:
2 OF 4

DF1034 Datasheet

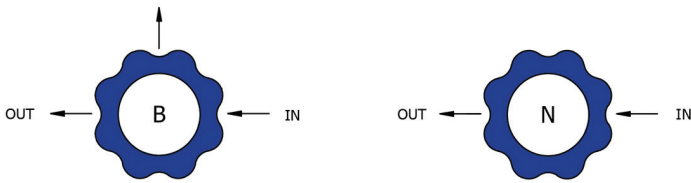
DUAL-FLOW PRESSURE REGULATOR

Gas Liq | Diaph Piston | Self-Venting Non-Venting | Max Inlet: 1,380 bar (20,000 psi) | Max Outlet: 1,380 bar (20,000 psi) | Cv 1.5 (primary) Cv 0.06 (secondary)

FLOW CURVE

Please contact the office for further information.

PORTING CONFIGURATIONS



Product availability and specifications contained herein are subject to change without notice. Consult local distributor or factory for potential revisions and/or service related issues. Pressure Tech Ltd support with product selection recommendations only - it is the users responsibility to ensure the product is suitable for their specific application requirements.



PRESSURE TECH LTD

Unit 24, Graphite Way, Hadfield, Glossop, Derbyshire, UK, SK13 1QH

+44 (0)1457 899 307 | sales@pressure-tech.com | www.pressure-tech.com

DESIGNED, MANUFACTURED AND BUILT IN THE UK

© 2025 Pressure Tech Ltd. All Rights Reserved.

050225

PAGE:
3 OF 4

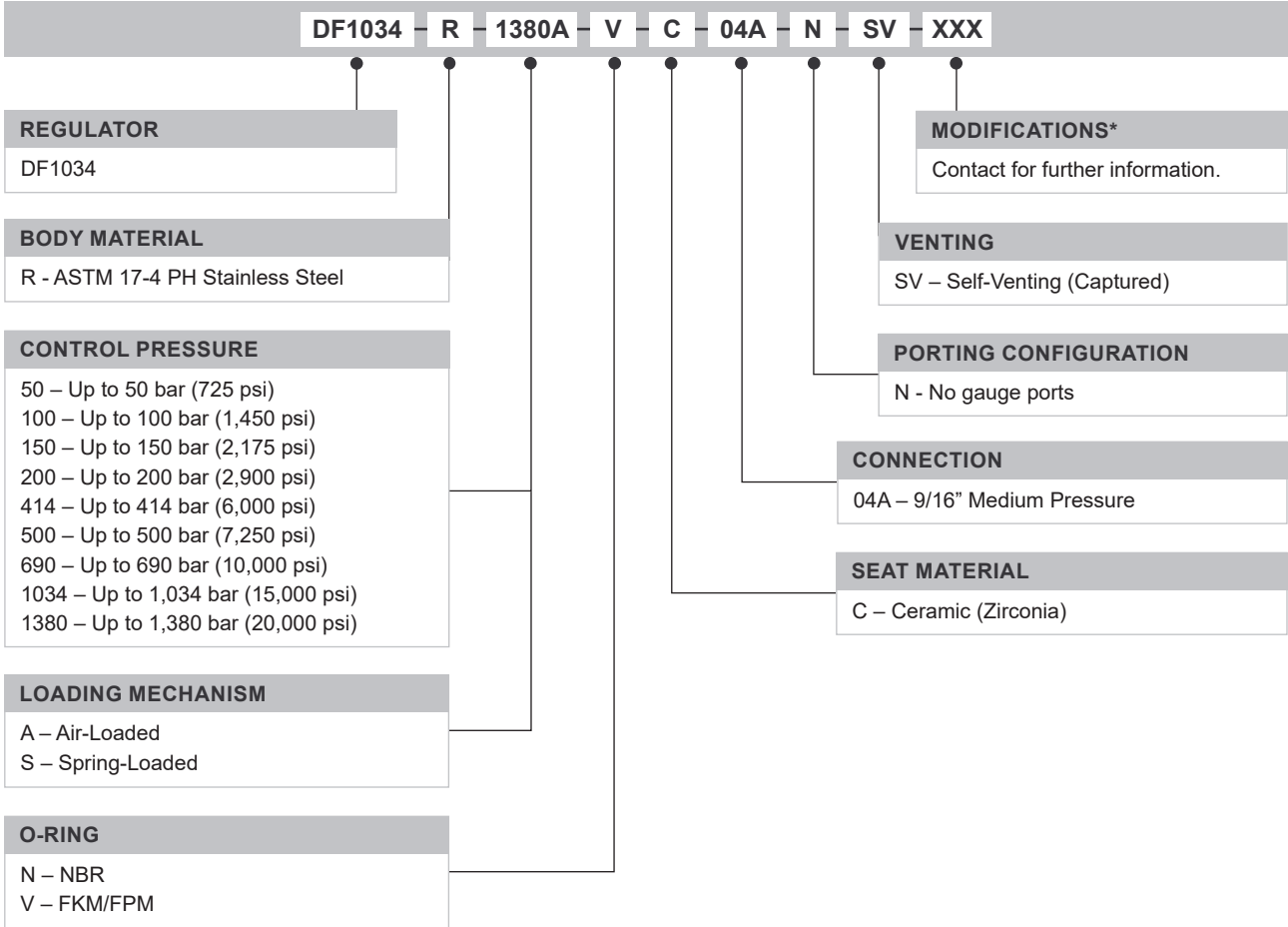
DF1034 Datasheet

DUAL-FLOW PRESSURE REGULATOR

Gas
 Liq
 Diaph
 Piston
 Self-Venting
 Non-Venting
 Max Inlet: 1,380 bar (20,000 psi)
 Max Outlet: 1,380 bar (20,000 psi)
 Cv 1.5 (primary)
 Cv 0.06 (secondary)

ORDERING INFORMATION

To build a Pressure Tech part number, simply combine the characters identified below in sequence:



OPTIONAL EXTRAS

	PART NUMBER	DESCRIPTION
Service Kit	SRK-DF1034-R-1380A-N...	NBR o-ring.
Service Kit	SRK-DF1034-R-1380A-V...	FKM/FPM o-ring.

Note: Ancillary equipment also available

TRADEMARKS: Inconel® is a registered trademark of Inco Alloys International

* Where applicable

Product availability and specifications contained herein are subject to change without notice. Consult local distributor or factory for potential revisions and/or service related issues. Pressure Tech Ltd support with product selection recommendations only - it is the users responsibility to ensure the product is suitable for their specific application requirements.



PRESSURE TECH LTD

Unit 24, Graphite Way, Hadfield, Glossop, Derbyshire, UK, SK13 1QH

+44 (0)1457 899 307 | sales@pressure-tech.com | www.pressure-tech.com

DESIGNED, MANUFACTURED AND BUILT IN THE UK

© 2025 Pressure Tech Ltd. All Rights Reserved.

050225

PAGE:
4 OF 4