

# SS-COM301 Datasheet

## SUBSEA COMBINATION PRESSURE REGULATOR



Gas 
  Liquid 
 | 
  Diaphragm 
  Piston 
 | 
  Self-Venting 
  Non-Venting 
 | 
 Max Inlet: 300 bar (4,350 psi) 
 | 
 Max Outlet: 50 bar (725 psi) 
 | 
 Cv 0.5



### INTRODUCING THE SS-COM301...

The SS-COM301 is a subsea combination piston-sensed regulator, incorporating our MF101 and BP301 regulators in one body.

It features a balanced main valve design as standard, but is also available in an unbalanced option. Its MP35N main valve spring has been carefully selected for its high strength and corrosion-resistant properties to suit sea water conditions.

### SPECIFICATION

Max. Rated Inlet Pressure	300 bar (4,350 psi)
Outlet Ranges	Up to 50 bar (725 psi)
Design Proof Pressure	150% max. working pressure
Seat Leakage	In accordance with ANSI/FCI 70-3
Weight	kg (lbs)

### STANDARD MATERIALS OF CONSTRUCTION

PART	MATERIALS
Body and Bonnet	ASTM A479 Duplex Stainless Steel (UNS S31803)
Main Valve Pin	ASTM A479 Duplex Stainless Steel
Seat	PCTFE (Kel-F)
Valve Spring	MP35N (UNS R30035)
Piston	ASTM A479 Duplex Stainless Steel
O-Rings	NBR N70 (Nitrile Buna N)
Loading Spring	Elgiloy® (UNS R30003)

Note: Pressure regulator rating may be limited by connection type, Cv and/or seat material. Contact the office for specific pressure or temperature requirements.

### FEATURES AND BENEFITS

#### 1 SUBSEA OPERATION

Regulator designed specifically for subsea applications and operation.

#### 2 PISTON SENSING ELEMENT

Perfect for use in challenging conditions.

#### 3 MP35N VALVE SPRING MATERIAL

Very high strength with excellent corrosion resistance for use subsea.

#### 4 BALANCED DESIGN

Improved control across the pressure range.

Product availability and specifications contained herein are subject to change without notice. Consult local distributor or factory for potential revisions and/or service related issues. Pressure Tech Ltd support with product selection recommendations only - it is the users responsibility to ensure the product is suitable for their specific application requirements.



#### PRESSURE TECH LTD

Unit 24, Graphite Way, Hadfield, Glossop, Derbyshire, UK, SK13 1QH

+44 (0)1457 899 307 | [sales@pressure-tech.com](mailto:sales@pressure-tech.com) | [www.pressure-tech.com](http://www.pressure-tech.com)

DESIGNED, MANUFACTURED AND BUILT IN THE UK

© 2024 Pressure Tech Ltd. All Rights Reserved.

251124

PAGE:  
1 OF 4

# SS-COM301 Datasheet

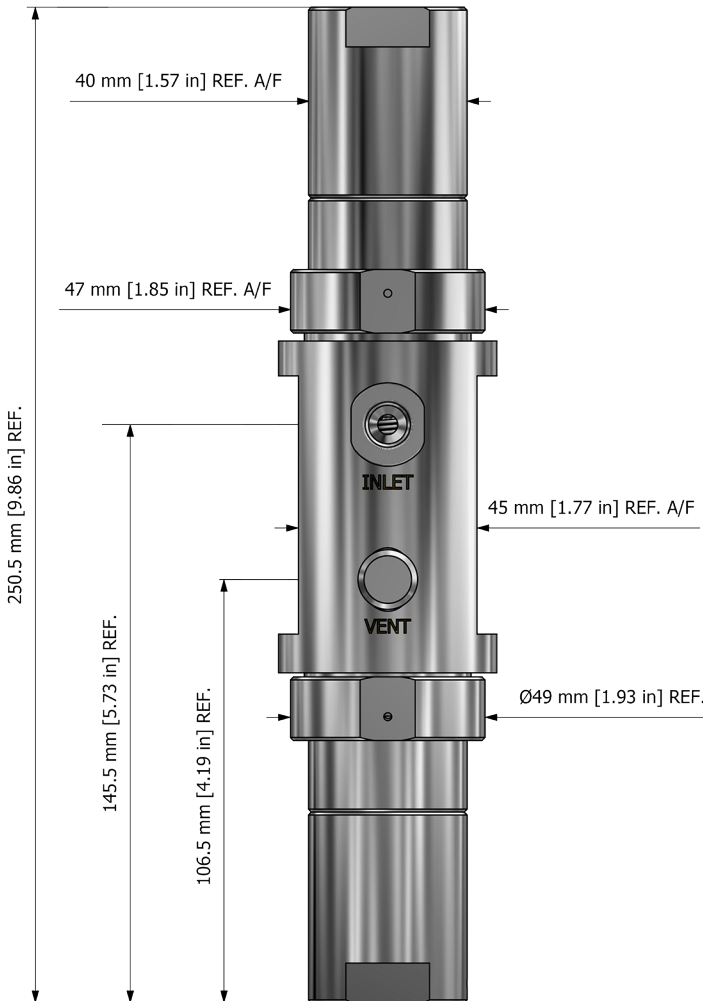
SUBSEA COMBINATION PRESSURE REGULATOR



● Gas ● Liquid | ● Diaphragm ● Piston | ● Self-Venting ● Non-Venting | Max Inlet: 300 bar (4,350 psi) | Max Outlet: 50 bar (725 psi) | Cv 0.5

## DRAWINGS AND INSTALLATION DIMENSIONS

Dimensions shown for 1/4" BSSP option and standard configurations only - please contact the office for other options.



**Note:**  
All gauge ports are 1/4" NPT as standard.

Product availability and specifications contained herein are subject to change without notice. Consult local distributor or factory for potential revisions and/or service related issues. Pressure Tech Ltd support with product selection recommendations only - it is the users responsibility to ensure the product is suitable for their specific application requirements.



**PRESSURE TECH LTD**  
Unit 24, Graphite Way, Hadfield, Glossop, Derbyshire, UK, SK13 1QH  
+44 (0)1457 899 307 | [sales@pressure-tech.com](mailto:sales@pressure-tech.com) | [www.pressure-tech.com](http://www.pressure-tech.com)  
**DESIGNED, MANUFACTURED AND BUILT IN THE UK**  
© 2024 Pressure Tech Ltd. All Rights Reserved.

# SS-COM301 Datasheet

SUBSEA COMBINATION PRESSURE REGULATOR

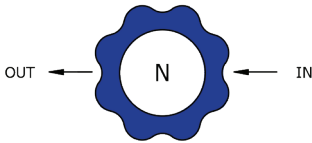


Gas  Liquid |  Diaphragm  Piston |  Self-Venting  Non-Venting | Max Inlet: 300 bar (4,350 psi) | Max Outlet: 50 bar (725 psi) | Cv 0.5

## FLOW CURVE

Please contact the office for further information.

## PORTING CONFIGURATIONS



### Note:

Additional porting configurations may be available - please contact the office for further information.

Product availability and specifications contained herein are subject to change without notice. Consult local distributor or factory for potential revisions and/or service related issues.  
Pressure Tech Ltd support with product selection recommendations only - it is the users responsibility to ensure the product is suitable for their specific application requirements.



### PRESSURE TECH LTD

Unit 24, Graphite Way, Hadfield, Glossop, Derbyshire, UK, SK13 1QH  
+44 (0)1457 899 307 | [sales@pressure-tech.com](mailto:sales@pressure-tech.com) | [www.pressure-tech.com](http://www.pressure-tech.com)

DESIGNED, MANUFACTURED AND BUILT IN THE UK

© 2024 Pressure Tech Ltd. All Rights Reserved.

# SS-COM301 Datasheet

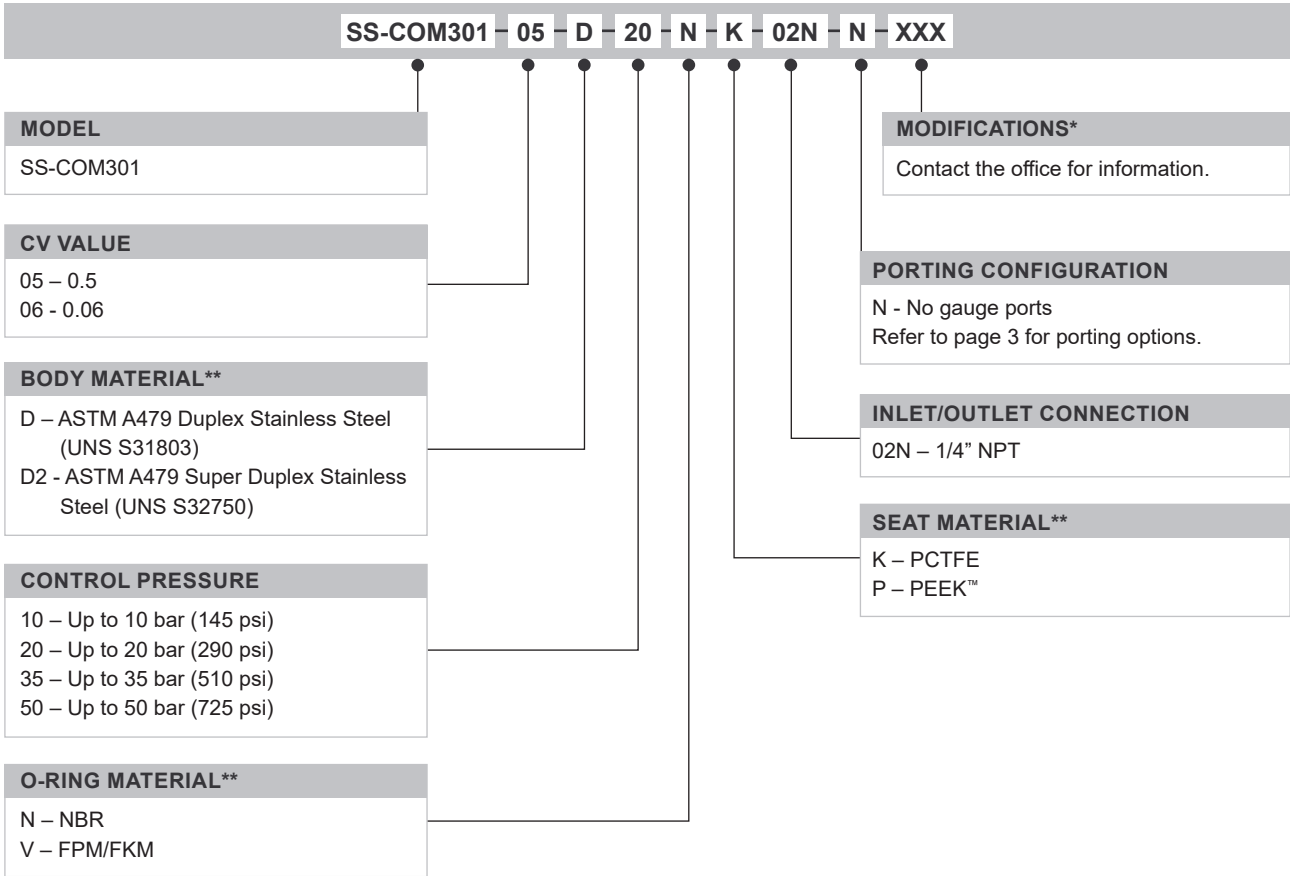
## SUBSEA COMBINATION PRESSURE REGULATOR



Gas  
  Liquid  
  Diaphragm  
  Piston  
  Self-Venting  
  Non-Venting  
 Max Inlet: 300 bar (4,350 psi)  
 Max Outlet: 50 bar (725 psi)  
 Cv 0.5

### ORDERING INFORMATION

To build a Pressure Tech part number, simply combine the characters identified below in sequence:



OPTIONAL EXTRAS		
	PART NUMBER	DESCRIPTION
Service Kit	SRK-SS-COM301	Various options available.

*Note:* Ancillary equipment also available

**TRADEMARKS:** Inconel® is a registered trademark of Inco Alloys International

\* Where applicable

\*\* Other materials may be available

Product availability and specifications contained herein are subject to change without notice. Consult local distributor or factory for potential revisions and/or service related issues. Pressure Tech Ltd support with product selection recommendations only - it is the users responsibility to ensure the product is suitable for their specific application requirements.



**PRESSURE TECH LTD**

Unit 24, Graphite Way, Hadfield, Glossop, Derbyshire, UK, SK13 1QH

+44 (0)1457 899 307 | [sales@pressure-tech.com](mailto:sales@pressure-tech.com) | [www.pressure-tech.com](http://www.pressure-tech.com)

**DESIGNED, MANUFACTURED AND BUILT IN THE UK**

© 2024 Pressure Tech Ltd. All Rights Reserved.