

LF240 Datasheet

LOW-FLOW PRESSURE REGULATOR



● Gas ● Liquid | ● Diaphragm ● Piston | ● Self-Venting ● Non-Venting | Max Inlet: 414 bar (6,000 psi) | Max Outlet: 10 bar (145 psi) | Cv 0.03 / 0.06



INTRODUCING THE LF240...

The LF240 is a single-stage low-flow pressure regulator for gas applications with a large sensitive elastomeric diaphragm for accurate low pressure control.

With a solid disk seat design, the LF240 enables higher inlet pressures of up to 414 bar (6,000 psi). Lightweight and relatively compact, it is perfect for customers looking for a regulator with a smaller footprint.

SPECIFICATION

Max. Rated Inlet Pressure	414 bar (6,000 psi)
Outlet Ranges	Up to 10 bar (145 psi)
Design Proof Pressure	150% max. working pressure
Seat Leakage	In accordance with ANSI/FCI 70-3
Weight	1.5kg (3.3lbs)

STANDARD MATERIALS OF CONSTRUCTION

PART	MATERIALS
Body and Bonnet	ASTM A479 316/316L Stainless Steel (UNS S31600/S31603)
Main Valve Pin	ASTM A479 316/316L Stainless Steel
Soft Seat	PEEK™ (450G) PCTFE (Kel-F)
Valve Spring	Inconel® X750
Diaphragm	PTFE-Lined Elastomeric
Handwheel	Nylon
O-Rings	FKM/FPM (Viton)
Loading Spring	ASTM A240 301 Stainless Steel (UNS S30100)
Filter	40 Microns

Note: Pressure regulator rating may be limited by connection type, Cv and/or seat material. Contact the office for specific pressure or temperature requirements.

FEATURES AND BENEFITS

1 SOLID DISK SEAT DESIGN

Robust design enabling higher inlet pressures of up to 414 bar (6,000 psi).

2 LIGHTWEIGHT AND COMPACT DESIGN

Perfect for when installation space is restricted.

3 LOW DECAYING PRESSURE EFFECT

Stable outlet pressure under varying inlet conditions.

4 PTFE-LINED DIAPHRAGM

Offers a good chemical resistance.

Product availability and specifications contained herein are subject to change without notice. Consult local distributor or factory for potential revisions and/or service related issues. Pressure Tech Ltd support with product selection recommendations only - it is the users responsibility to ensure the product is suitable for their specific application requirements.



PRESSURE TECH LTD

Unit 24, Graphite Way, Hadfield, Glossop, Derbyshire, UK, SK13 1QH

+44 (0)1457 899 307 | sales@pressure-tech.com | www.pressure-tech.com

DESIGNED, MANUFACTURED AND BUILT IN THE UK

© 2025 Pressure Tech Ltd. All Rights Reserved.

210525

PAGE:
1 OF 4

LF240 Datasheet

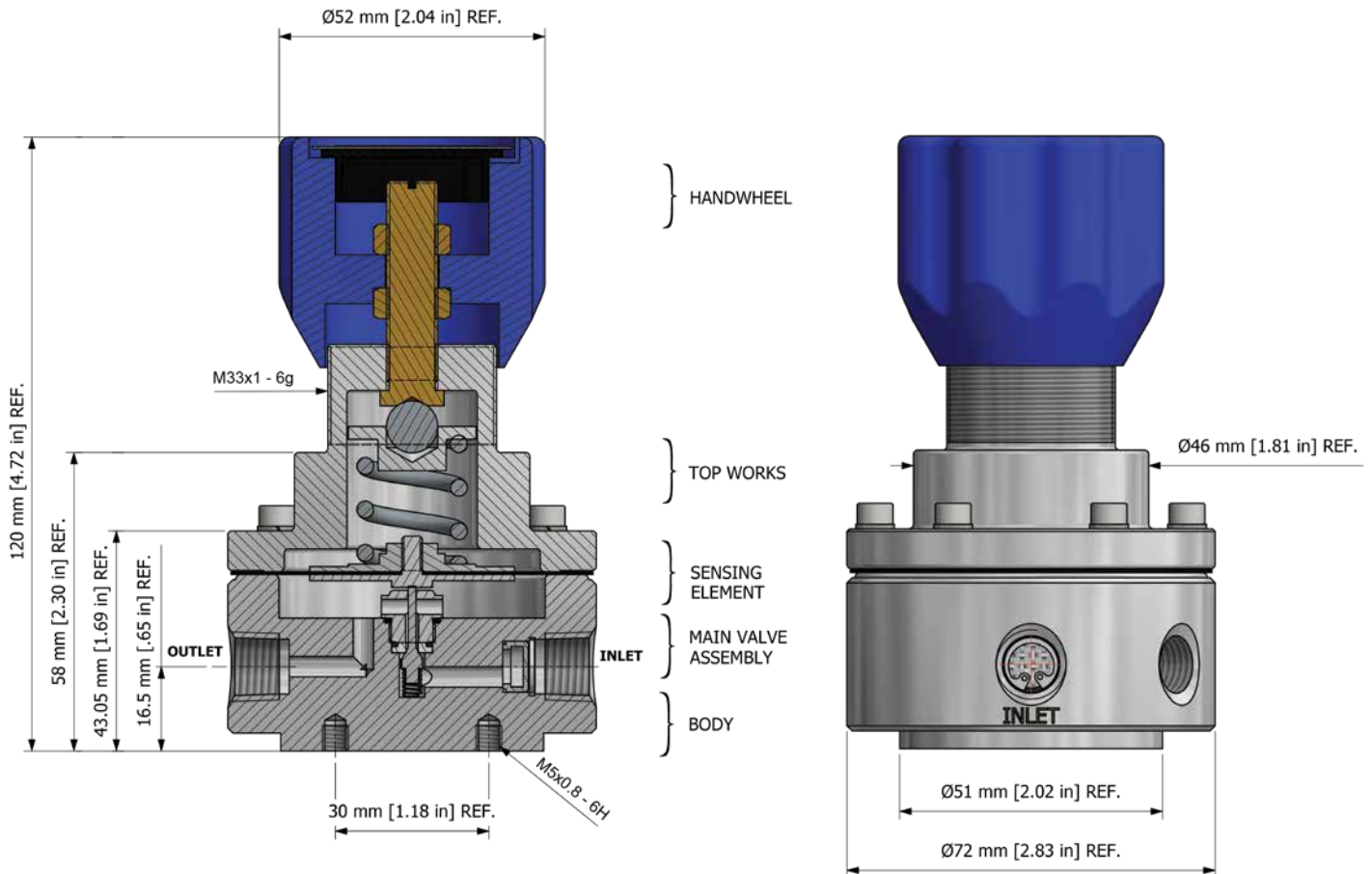
LOW-FLOW PRESSURE REGULATOR



☒ Gas ☒ Liquid | ☒ Diaphragm ☒ Piston | ☒ Self-Venting ☒ Non-Venting | Max Inlet: 414 bar (6,000 psi) | Max Outlet: 10 bar (145 psi) | Cv 0.03 / 0.06

DRAWINGS AND INSTALLATION DIMENSIONS

Dimensions shown for 1/4" NPT option and standard configurations only - please contact the office for other options.



Note:

All gauge ports are 1/4" NPT as standard.

Product availability and specifications contained herein are subject to change without notice. Consult local distributor or factory for potential revisions and/or service related issues. Pressure Tech Ltd support with product selection recommendations only - it is the users responsibility to ensure the product is suitable for their specific application requirements.



PRESSURE TECH LTD

Unit 24, Graphite Way, Hadfield, Glossop, Derbyshire, UK, SK13 1QH

+44 (0)1457 899 307 | sales@pressure-tech.com | www.pressure-tech.com

DESIGNED, MANUFACTURED AND BUILT IN THE UK

© 2025 Pressure Tech Ltd. All Rights Reserved.

210525

PAGE:
2 OF 4

LF240 Datasheet

LOW-FLOW PRESSURE REGULATOR

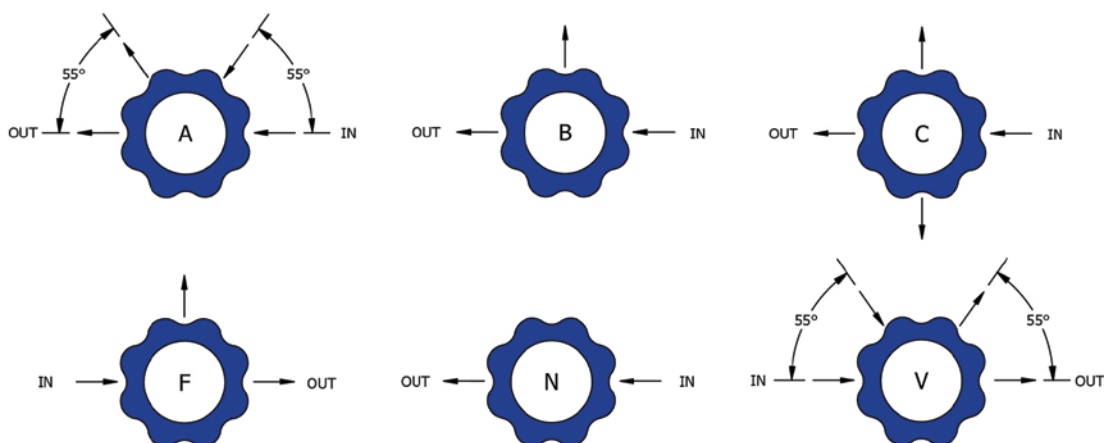


● Gas ● Liquid | ● Diaphragm ● Piston | ● Self-Venting ● Non-Venting | Max Inlet: 414 bar (6,000 psi) | Max Outlet: 10 bar (145 psi) | Cv 0.03 / 0.06

FLOW CURVE

Please contact the office for further information.

PORTING CONFIGURATIONS



Note:

Additional porting configurations are available - please contact the office for further information.

Product availability and specifications contained herein are subject to change without notice. Consult local distributor or factory for potential revisions and/or service related issues.
Pressure Tech Ltd support with product selection recommendations only - it is the users responsibility to ensure the product is suitable for their specific application requirements.



PRESSURE TECH LTD

Unit 24, Graphite Way, Hadfield, Glossop, Derbyshire, UK, SK13 1QH

+44 (0)1457 899 307 | sales@pressure-tech.com | www.pressure-tech.com

DESIGNED, MANUFACTURED AND BUILT IN THE UK

© 2025 Pressure Tech Ltd. All Rights Reserved.

210525

PAGE:
3 OF 4

LF240 Datasheet

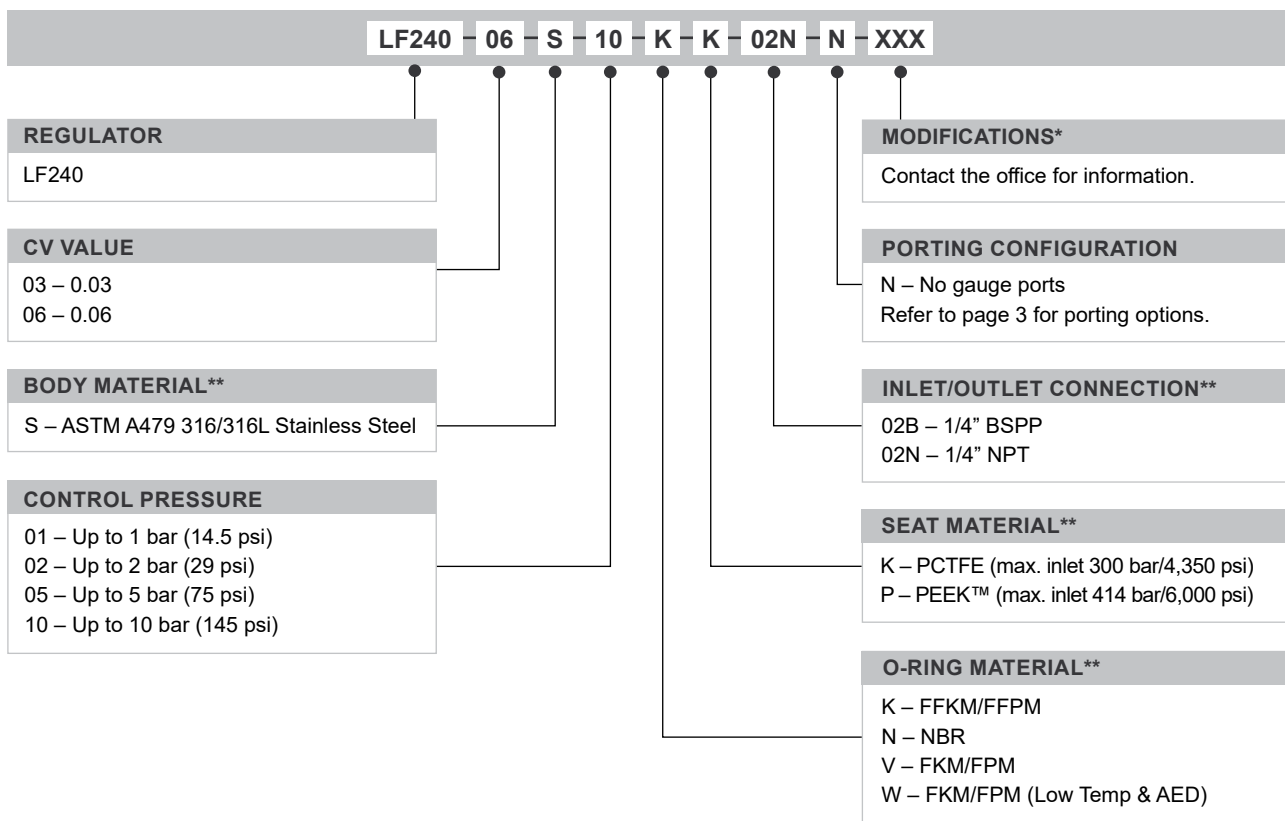
LOW-FLOW PRESSURE REGULATOR



● Gas ● Liquid | ● Diaphragm ● Piston | ● Self-Venting ● Non-Venting | Max Inlet: 414 bar (6,000 psi) | Max Outlet: 10 bar (145 psi) | Cv 0.03 / 0.06

ORDERING INFORMATION

To build a Pressure Tech part number, simply combine the characters identified below in sequence:



OPTIONAL EXTRAS

	PART NUMBER	DESCRIPTION
Service Kit	SRK-LF240...	Various options available
Panel Mount Ring	PT-C-024	-

Note: Ancillary equipment also available

TRADEMARKS: Inconel® is a registered trademark of Inco Alloys International
PEEK™ is a trademark of Victrex PLC

* Where applicable

** Other materials/connections may be available

Product availability and specifications contained herein are subject to change without notice. Consult local distributor or factory for potential revisions and/or service related issues.
Pressure Tech Ltd support with product selection recommendations only - it is the users responsibility to ensure the product is suitable for their specific application requirements.



PRESSURE TECH LTD

Unit 24, Graphite Way, Hadfield, Glossop, Derbyshire, UK, SK13 1QH

+44 (0)1457 899 307 | sales@pressure-tech.com | www.pressure-tech.com

DESIGNED, MANUFACTURED AND BUILT IN THE UK

© 2025 Pressure Tech Ltd. All Rights Reserved.

210525

PAGE:
4 OF 4